

Aula 12 – 12/08

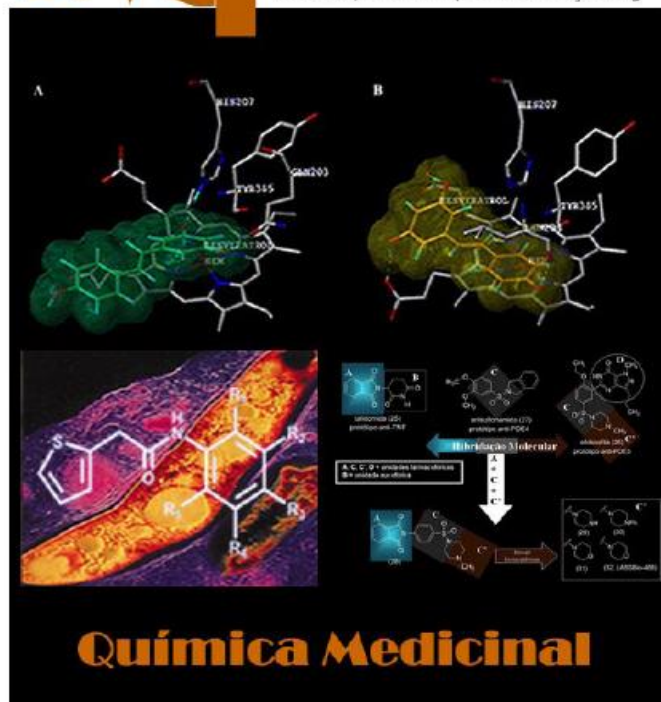
Tópicos Especiais em Química Medicinal

**Tópicos Especiais
em Química Medicinal**

Código: BMF-777

Carga Horária: 45 horas

Créditos: 3 créditos



O medicamento é instrumento essencial à preservação, manutenção e promoção da Saúde. O acesso ao medicamento representa um importante fator de inclusão social que depende da disponibilidade do fármaco – princípio ativo contido no medicamento e que em 85% dos casos é de origem sintética. Neste cenário, a importância do saber-fazer fármacos e medicamentos passa a representar um componente estratégico para o pleno exercício da soberania de nosso País. A universalização do acesso ao medicamento, para o cumprimento do preceito de nossa Carta Magna de 1988, quanto ao direito de todos os brasileiros e brasileiras à Saúde, depende, mais do que possa parecer, deste componente.

1. A inovação em fármacos: O processo de planejamento racional
2. O principal paradigma da química medicinal moderna: A descoberta do composto-protótipo
3. Novos compostos-protótipos descobertos no *Laboratório de Avaliação e Síntese de Substâncias Bioativas (LASSBio®)*

Artigo de Divulgação



A Química Medicinal e o paradigma do composto-protótipo

Barreiro, E. J.*

Rev. Virtual Quim., 2009, 1 (1), 18-26. Data de publicação na Web: 30 de Janeiro de 2009

<http://www.uff.br/rvq>

Composto-protótipo

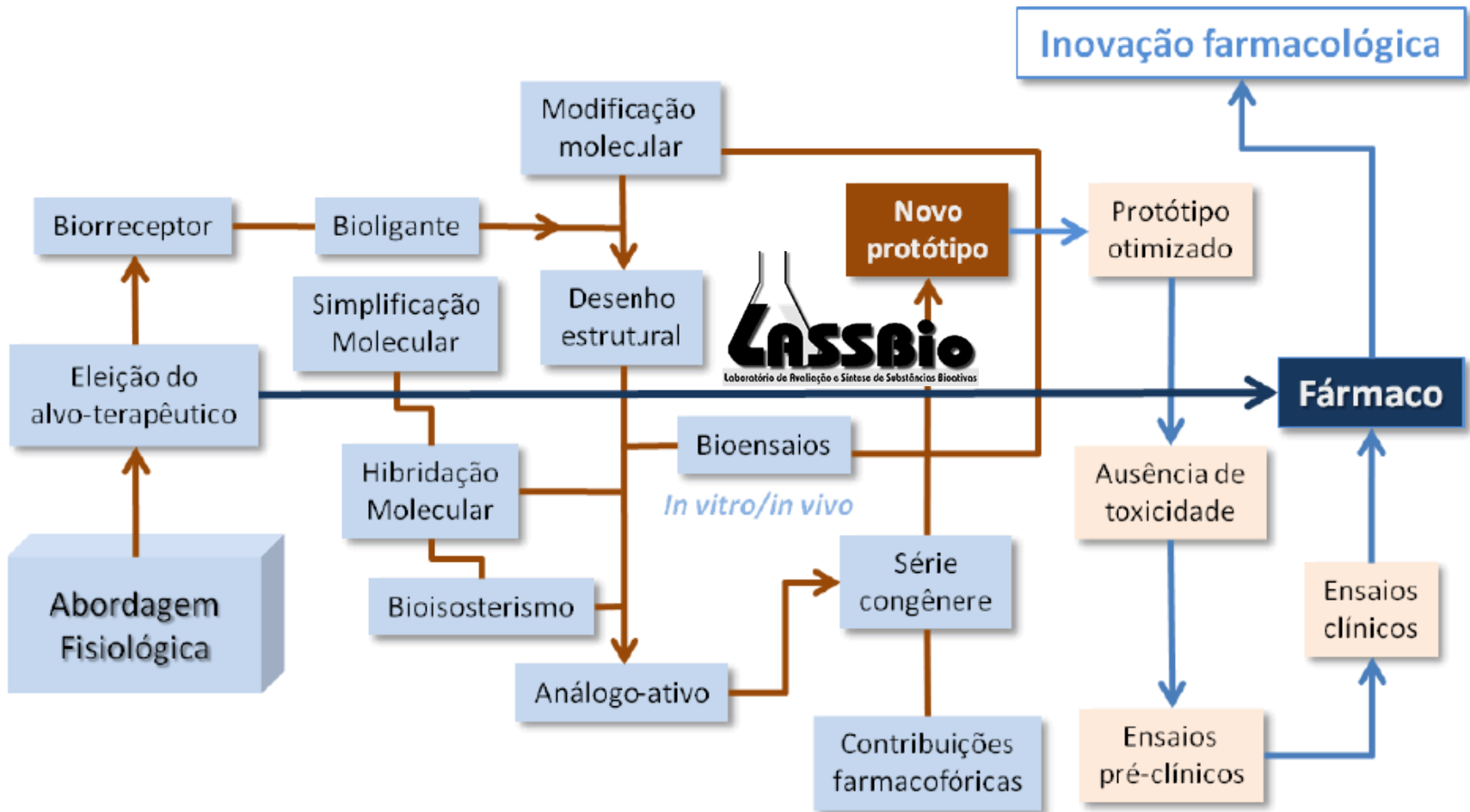
Principal paradigma da Química Medicinal atual

“ O composto-protótipo **é o primeiro derivado puro, identificado em uma série congênere de novas substâncias, bioensaiadas em modelos animais padronizados, relacionados à patologia a ser tratada** ”

Otimização
do
Protótipo

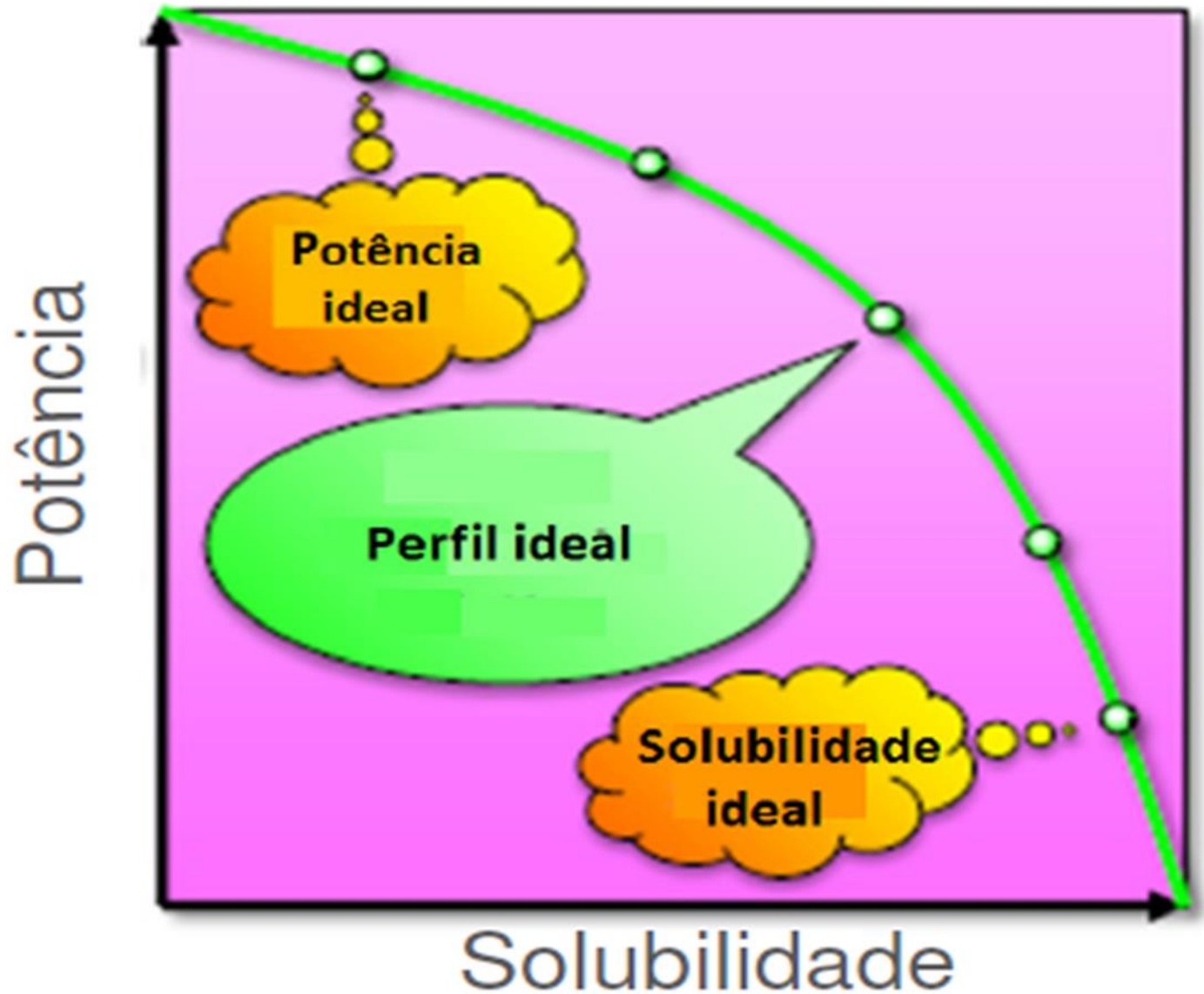


O composto protótipo Burreiro, E. J

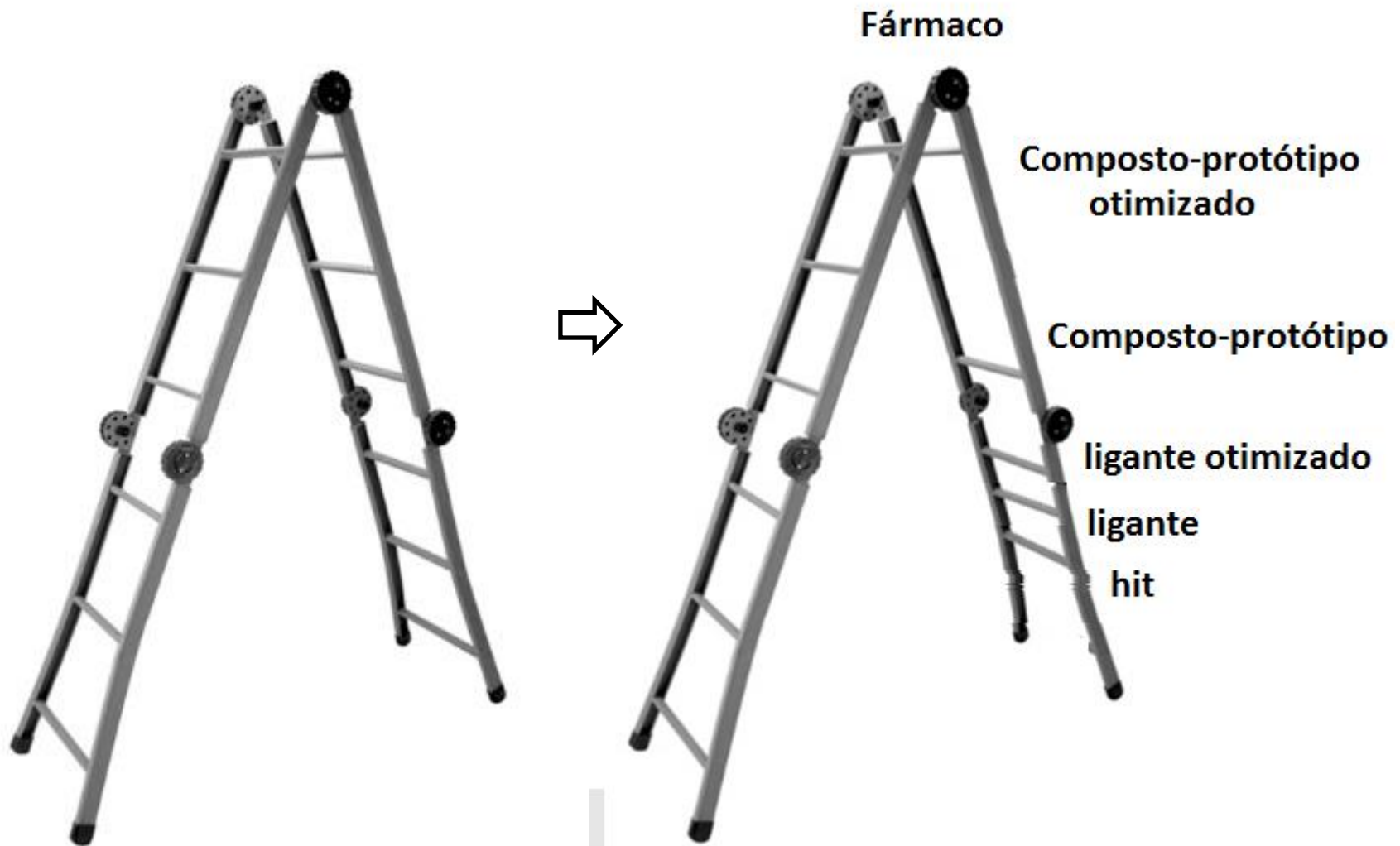




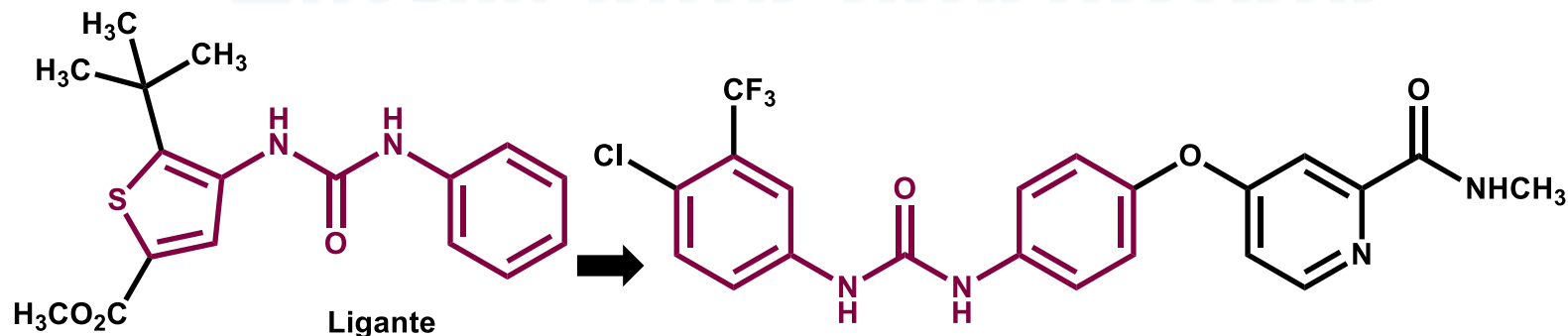
O protótipo perfeito !



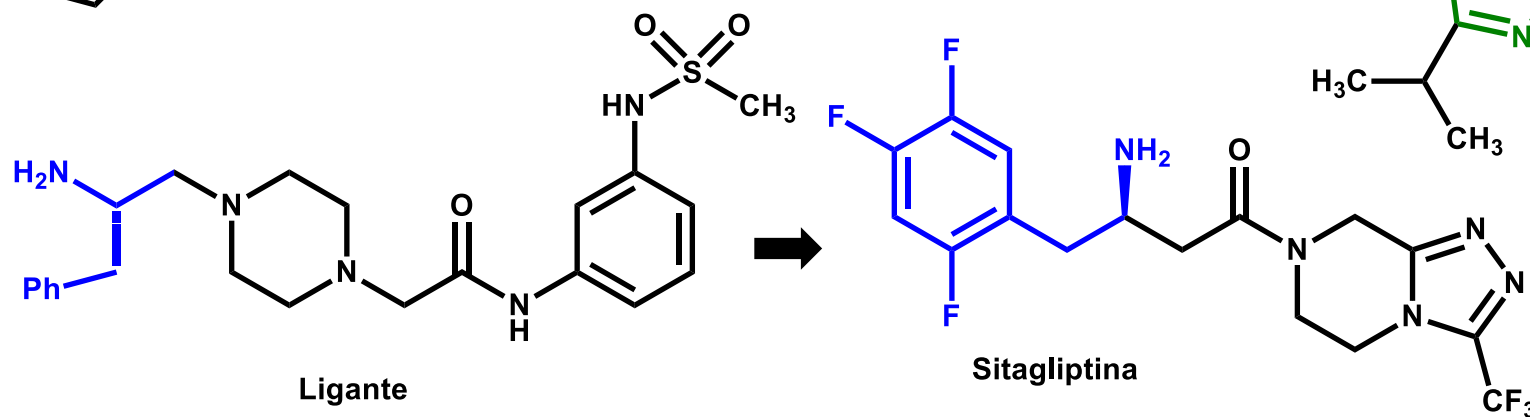
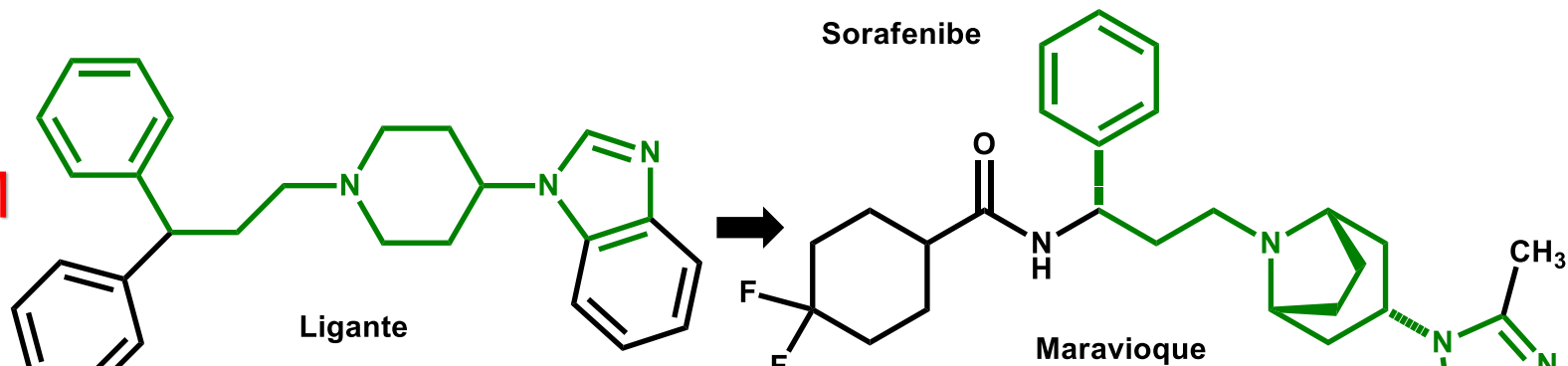
O composto protótipo



Hits-ligantes precursores



<< PM



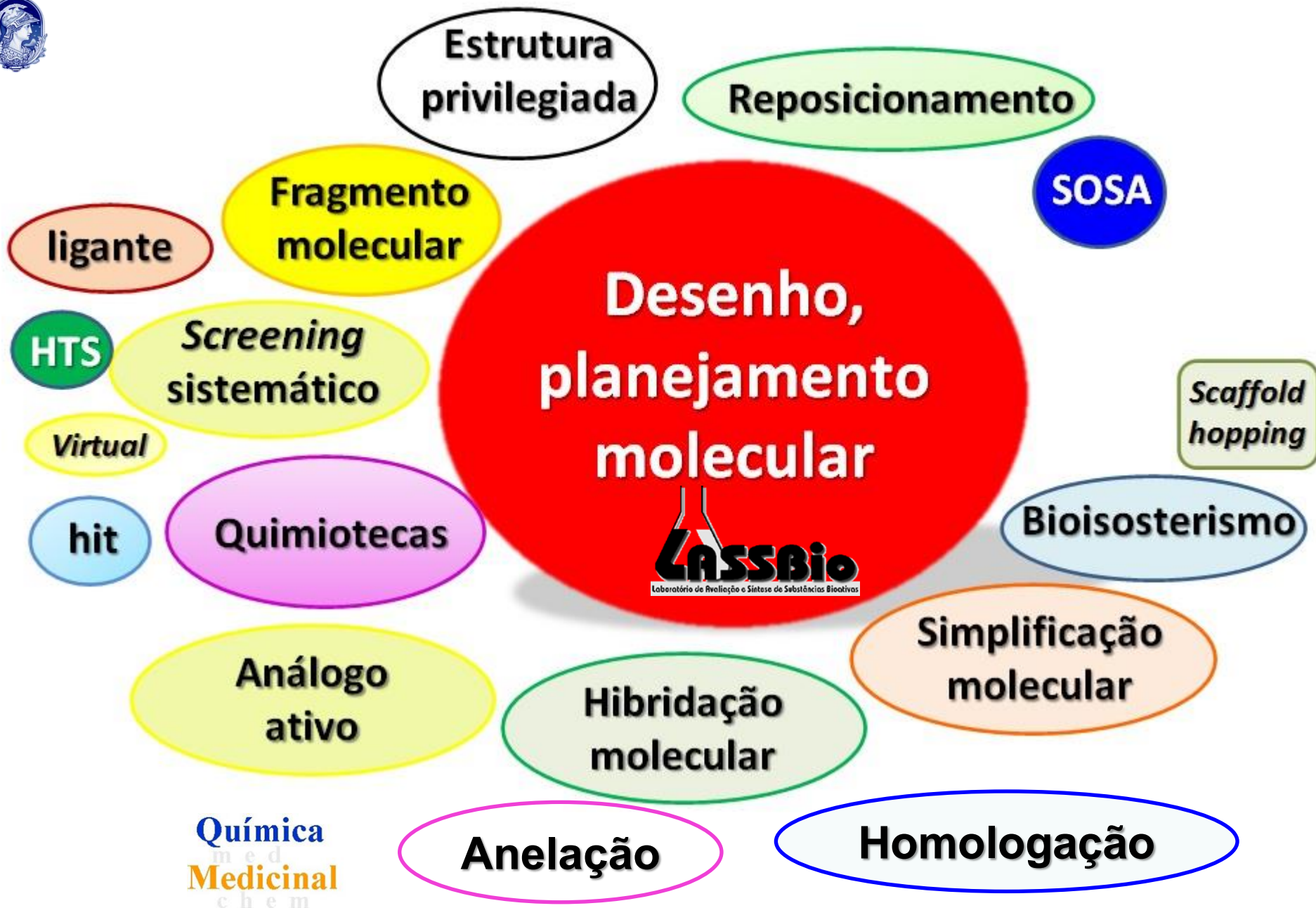
Os **hits** ou **ligantes** ou **compostos-protótipos** de fármacos em geral têm <PM !



F(Ph)arma

Composto
protótipo

Como inovar \$em molécula\$?



SOSA = *Selective optimization of side activities* [CG Wermuth, *DDT* 2006, 11, 160.]




Molecular Hybridization: A Useful Tool in the Design of New Drug Prototypes

Cláudio Viegas-Junior¹, Amanda Danuello¹, Vanderlan da Silva Bolzani¹, Eliezer J. Barreiro² and Carlos Alberto Manssour Fraga^{*,2}

¹Instituto de Química, Universidade Estadual Paulista "Júlio de Mesquita Filho", P.O. Box 355, 14801-970 Araraquara, São Paulo, SP, Brazil

²Laboratório de Avaliação e Síntese de Substâncias Bioativas (LASSBio), Faculdade de Farmácia, Universidade Federal do Rio de Janeiro, P.O. Box 68023, 21944-971, Rio de Janeiro, RJ, Brazil



Abstract: Molecular hybridization is a new concept in drug design and development based on the combination of pharmacophoric moieties of different bioactive substances to produce a new hybrid compound with improved affinity and efficacy, when compared to the parent drugs. Additionally, this strategy can result in compounds presenting modified selectivity profile, different and/or dual modes of action and reduced undesired side effects. So, in this paper, we described several examples of different strategies for drug design, discovery and pharmacomodulation focused on new innovative hybrid compounds presenting analgesic, anti-inflammatory, platelet anti-aggregating, anti-infectious, anticancer, cardio- and neuroactive properties.

Keywords: Molecular hybridization, Drug design, Hybrid compounds, Pharmacophoric group combination.

791 citações



CAPÍTULO 9

A ESTRATÉGIA DA HIBRIDAÇÃO MOLECULAR NO PLANEJAMENTO, DESENHO E MODIFICAÇÃO MOLECULAR DE LIGANTES E PROTÓTIPOS 407

medicinal chemistry



Bioisosterismo

Current Medicinal Chemistry, 2005, 12, 23-49

23

Bioisosterism: A Useful Strategy for Molecular Modification and Drug Design


Lidia Moreira Lima and Eliezer J. Barreiro*

Laboratório de Avaliação e Síntese de Substâncias Bioativas (LASSBio), Faculdade de Farmácia, Universidade Federal do Rio de Janeiro. CCS, Cidade Universitária, CP 68.006, 21944-190, Rio de Janeiro, R.J., Brazil

Abstract: This review aim to demonstrate the role of bioisosterism in rational drug design as well as in the molecular modification and optimization process aiming to improve pharmacodynamic and pharmacokinetic properties of lead compounds.




770 citações



L M Lima, E J Barreiro, Beyond bioisosterism: new concepts in drug discovery, em *Comprehensive Medicinal Chemistry III*, S Chackalamannil, D Rotella, S Ward , Eds., vol. 1, A Matinez & C Gil, Vol. Eds., p. 186-210, Elsevier, 2017; DOI: [10.1016/B978-0-12-409547-2.12290-5](https://doi.org/10.1016/B978-0-12-409547-2.12290-5)

CAPÍTULO 8

BIOISOSTERISMO COMO ESTRATÉGIA DE PLANEJAMENTO, DESENHO, MODIFICAÇÃO MOLECULAR E OTIMIZAÇÃO DE LIGANTES E COMPOSTOS-PROTÓTIPOS 347





Homologação

REVIEW ARTICLE

Current Topics in Medicinal Chemistry **2019**, *19*, 1734-1750

Homologation: A Versatile Molecular Modification Strategy [Link](#) to Drug Discovery

Lídia Moreira Lima^{a,*}, Marina Amaral Alves^a and Daniel Nascimento do Amaral^a

^a*Instituto Nacional de Ciência e Tecnologia de Fármacos e Medicamentos (INCT-INOVAR; <http://www.inct-inojar.ccs.ufrj.br/>), Laboratório de Avaliação e Síntese de Substâncias Bioativas (LASSBio®, <http://www.lassbio.icb.ufrj.br/>) Universidade Federal do Rio de Janeiro, CCS, Cidade Universitária, Rio de Janeiro-RJ, Brasil*

Abstract: Homologation is a concept introduced by Gerhard in 1853 to describe a homologous series in organic chemistry. Since then, the concept has been adapted and used in medicinal chemistry as one of the most important strategies for molecular modification. The homologation types, their influence on physico-chemical properties and molecular conformation are presented and discussed. Its application in lead-identification and lead optimization steps, as well as its impact on pharmacodynamics/pharmacokinetic properties and on protein structure is highlighted from selected examples.

ARTICLE HISTORY

Received: March 30, 2019

Revised: July 04, 2019

Accepted: July 22, 2019

DOI:

10.2174/1568026619666190808145235

- Homologation: definition and types
- Homologous series in nature
- Comparative physico-chemical and conformational properties
- Application in lead-identification and lead-optimization
- Impact on pharmacodynamic property
- Impact on pharmacokinetic property
- Impact on protein structure
- Concluding remarks





New Insights for Multifactorial Disease Therapy: The Challenge of the Symbiotic Drugs

Eliezer J. Barreiro and Carlos Alberto Manssour Fraga

Laboratório de Avaliação e Síntese de Substâncias Bioativas (LASSBio), Faculdade de Farmácia, Universidade Federal do Rio de Janeiro, P.O. Box 68023, 21944-971, Rio de Janeiro, RJ, Brazil.

Abstract: Some physiopathological processes involved in the genesis of diseases could suggest the necessity of designing bioligands or prototypes that aggregate, in only one molecule, dual pharmacodynamical properties, becoming able to be recognized by two elected bioreceptors. This approach can have distinct aspects and, when a novel ligand or a prototype acts in two elected targets belonging to the same biochemical pathway, *e.g.* arachidonic acid cascade, it receives the denomination of dual or mix agent. On the other hand, if these two targets belong to distinct biochemical routes and both are related to the same disease, we can characterize the agents able to modulate it as symbiotic ligands or prototypes. In the present work, we provide some examples and applications of the molecular hybridization concept for the structural design of new symbiotic ligands and prototypes, especially those applied in the treatment of chronic-degenerative disorders.

Key Words: Symbiotic drugs; molecular hybridization; multifactorial diseases; therapeutic innovation; drug design; dual compounds.





Fármacos do século 21



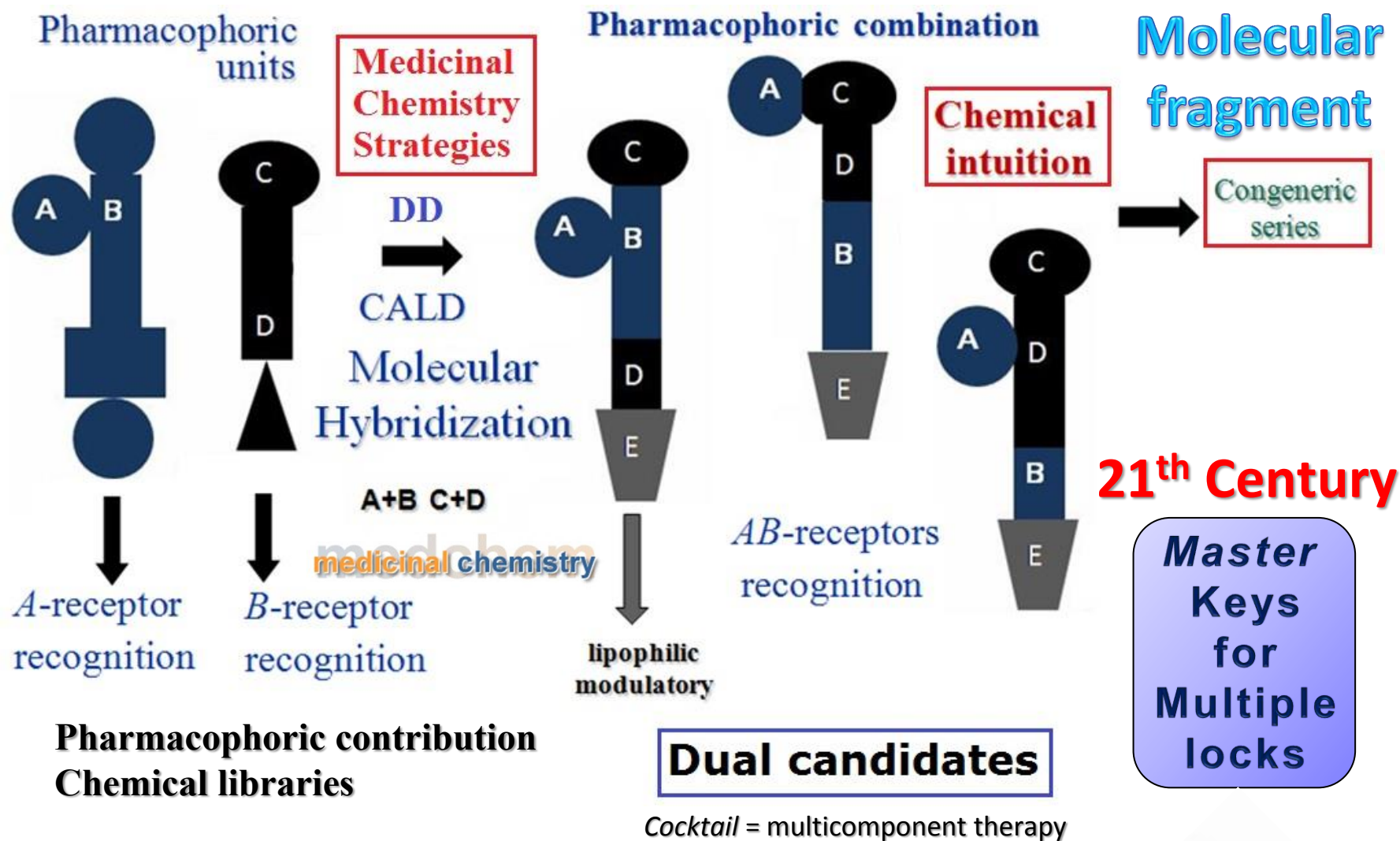
O desenho racional de fármacos *multi-alvos* depende da capacidade de se combinarem grupamentos farmacofóricos, de forma a assegurarem o reconhecimento molecular pelos biorreceptores desejados.

JL Medina-Franco et al. Shifting from the single to the **multitarget paradigm** in drug discovery, *Drug Discov. Today* **2013**, *18*, 495; C Hiller, J Kühhorn, P Gmeiner, Class A G-Protein-Coupled Receptor (GPCR) Dimers and Bivalent Ligands, *J. Med. Chem.* **2013**, *56*, 6542; G Phillips, M Salmon, **Bifunctional compounds** for the treatment of COPD, *Annu. Rev. Med. Chem.* **2012**, *47*, 209; S Reardon, A world of chronic disease, *Science* **2011**, *333*, 558.



Several medical problems, including not transmissible chronic diseases, do not have a single cause, they are likely associated to multiple factors, and are multifactorial diseases.

The rational-based MTD design



C Viegas-Jr, A Danuello, VS Bolzani, E J Barreiro, CAM Fraga, *Molecular Hybridization: A useful tool in the design of new drug prototypes*, *Curr Med Chem* **2007**, 14, 1829



In Vitro Microsomal Hepatic Metabolism of Antiasthmatic Pr LASSBio-448

2014

Sa...le...rin...sta Nunes^{1,2}, Luzineide Wanderley Tinoco², Helvécio Martins-Júnior³,
...dia...ze...liezer J. Barreiro^{1,2,3} and Lídia Moreira Lima^{1,2,3,*}



¹Instituto Nacional de Ciência e Tecnologia de Fármacos e Medicamentos (INCT-INOVAR; <http://www.elsevier.com/locate/radphyschem>)

Radiation Physics and Chemistry 95 (2014) 292-295

Contents lists available at ScienceDirect

Radiation Physics and Chemistry

journal homepage: www.elsevier.com/locate/radphyschem



Contents lists available at ScienceDirect

Life Sciences

journal homepage: www.elsevier.com/locate/lifescie



N-acylhydrazone improves exercise intolerance in rats submitted to myocardial infarction by the recovery of calcium homeostasis in

OPEN ACCESS Freely available online

March 2014 | Volume 9 | Issue 3 | e85380

PLOS ONE

Docking, Synthesis and Antiproliferative Activity of *N*-Acylhydrazone Derivatives Designed as Combretastatin A4 Analogues

Daniel Nascimento do Amaral^{1,2}, Bruno C. Cavalcanti³, Daniel P. Bezerra³, Paulo Michel P. Ferreira⁴, Rosane de Paula Castro⁵, José Ricardo Sabino⁵, Camila Maria Longo Machado⁶, Roger Chammas⁶, Cláudia Pessoa³, Carlos M. R. Sant'Anna⁷, Eliezer J. Barreiro^{1,2}, Lídia Moreira Lima^{1,2,*}

¹ Instituto Nacional de Ciência e Tecnologia de Fármacos e Medicamentos (INCT-INOVAR), Universidade Federal do Rio de Janeiro, Laboratório de Avaliação e Síntese de Substâncias Bioativas (LASSBio) Rio de Janeiro, Brasil, ² Programa de Pós-Graduação em Química, Instituto de Química, Universidade Federal do Rio de Janeiro, Rio de Janeiro, Brasil, ³ Departamento de Fisiologia e Farmacologia, Faculdade de Medicina, Universidade Federal do Ceará, Fortaleza, Brasil, ⁴ Departamento de Ciências Biológicas, Campus Senador Helvécio Nunes de Barros, Universidade Federal do Piauí, Picos, Brasil, ⁵ Instituto de Física, Universidade Federal de Goiás, Goiânia, Brazil, ⁶ Faculdade de Medicina, Departamento de Radiologia, Universidade de São Paulo, São Paulo, Brasil, ⁷ Departamento de Química, Universidade Federal Rural do Rio de Janeiro, Seropédica, Brasil

Synchrotron X-ray powder diffraction data of LASSBio-1515: A new *N*-acylhydrazone derivative compound

F.N. Costa^{a,*}, D. Braz^a, F.F. Ferreira^b, T.F. da Silva^{c,d}, E.J. Barreiro^{c,d}, L.M. Lima^{c,d}, M.V. Colaço^e, L. Kuplich^e, R.C. Barroso^e

Novel 2-chloro-4-anilino-*q* Vasodil: VEGFR-2 dual inhibitors

a novel mediate channel

Maria Letícia de Castro Barbosa^{a,b}, Lídia Moreira Lima^{a,b}, Roberta Tesch^a, Carlos Mauricio R. Sant'Anna^c, Frank Totzke^d, Michael H.G. Kubbutat^d, Christoph Schächtele^d, Stefan A. Laufer^e, Eliezer J. Barreiro^{a,b,*}

Sharlene Loj Manssour F Gisele Zapat

^a Laboratory of Evaluation and Synthesis of Bioactive Substances (LASSBio), Federal University of Rio de Janeiro, P.O. Box 68024, 21944-971 Rio de Janeiro, RJ, Brazil¹

^b Graduate Program of Chemistry (PGQu), Chemistry Institute, Federal University of Rio de Janeiro, Rio de Janeiro, RJ, Brazil

^c Department of Chemistry, Federal Rural University of Rio de Janeiro (UFRRJ), Seropédica, RJ, Brazil

^d ProQinase GmbH, Freiburg, Germany

OPEN ACCESS Freely available online

Novel Potent Imidazo[1,2-*a*]pyridine-*N*-Glyciny- Hydrazone Inhibitors of TNF- α Production: *In Vitro* and *Vivo* Studies

Renata B. Lacerda^{1,2}, Natália M. Sales^{3,5}, Leandro L. da Silva^{3,4}, Roberta Tesch^{1,3}, Ana Luisa Eliezer J. Barreiro^{1,2,3}, Patricia D. Fernandes^{3,5}, Carlos A. M. Fraga^{1,2,3,*}

PLoS ONE | University of Tübingen, Tübingen, Germany

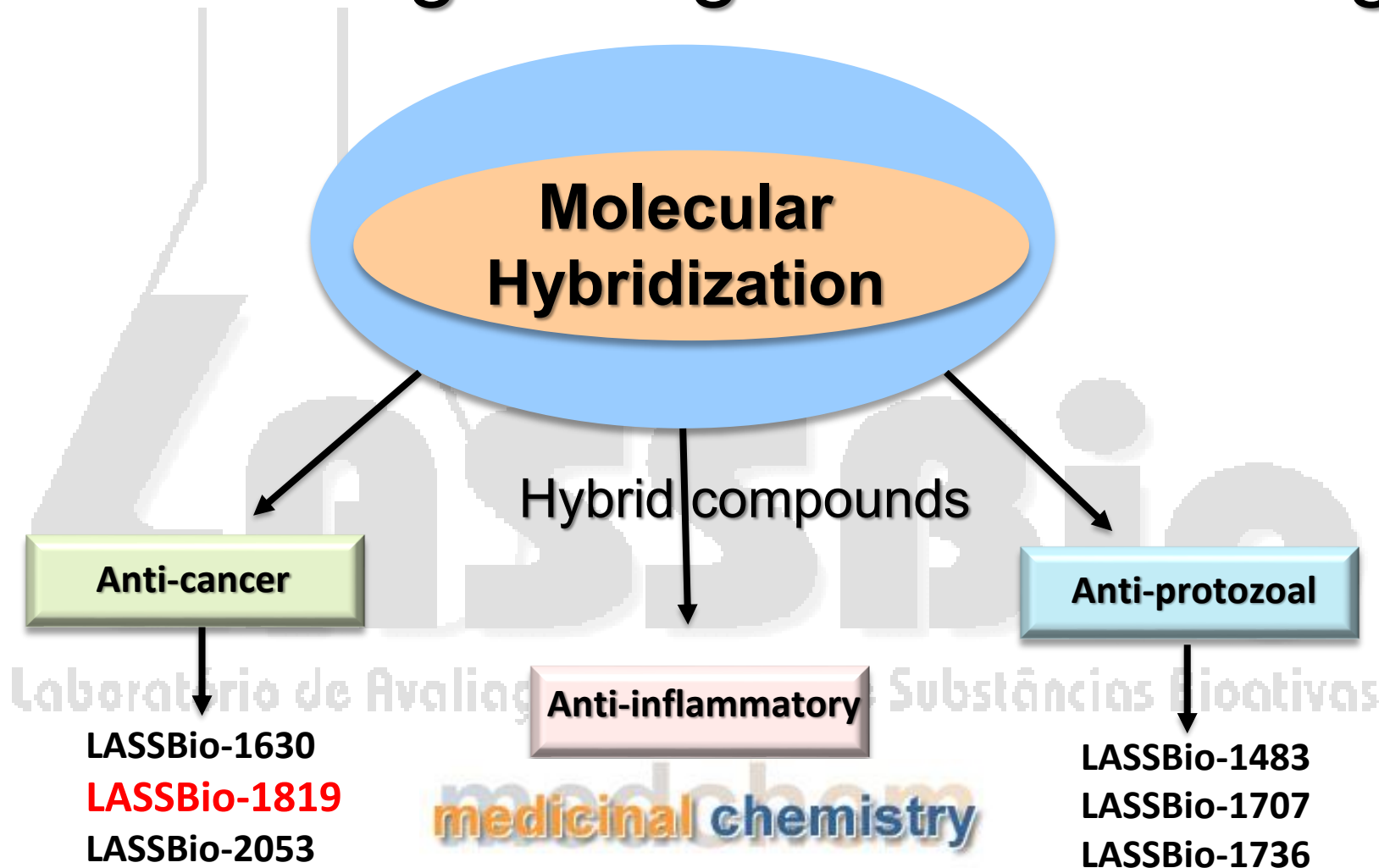
OPEN ACCESS Freely available online

June 2014 | Volume 9 | Issue 6 | e995100 PLOS ONE

LASSBio-1135: A Dual TRPV1 Antagonist and Anti-TNF- α Compound Orally Effective in Models of Inflammatory and Neuropathic Pain

Cleverton K. F. Lima¹, Rafael M. Silva², Renata B. Lacerda³, Bruna L. R. Santos¹, Rafaela V. Silva¹, Luciana S. Amaral², Luis E. M. Quintas², Carlos A. M. Fraga^{2,3}, Eliezer J. Barreiro³, Marília Z. P. Guimaraes²

Multi-target drug candidate design



C Viegas-Jr, A Danuello, VS Bolzani, E J Barreiro, CAM Fraga, *Molecular Hybridization: A useful tool in the design of new drug prototypes*, *Curr Med Chem* **2007**, *14*, 1829; Ives, MA; de Queiroz, AC; Alexandre-Moreira, MS; Varela, J; Cerecetto, H.; González, M.; Doriguetto, AC; Landre, IA.; Barreiro, EJ; Lima, LM.; *Eur. J. Med..Chem.* **2015**, *100*, 24;
 Lima, L. M. Barreiro, E. J.; Alves, M. A., WO 2014019044.



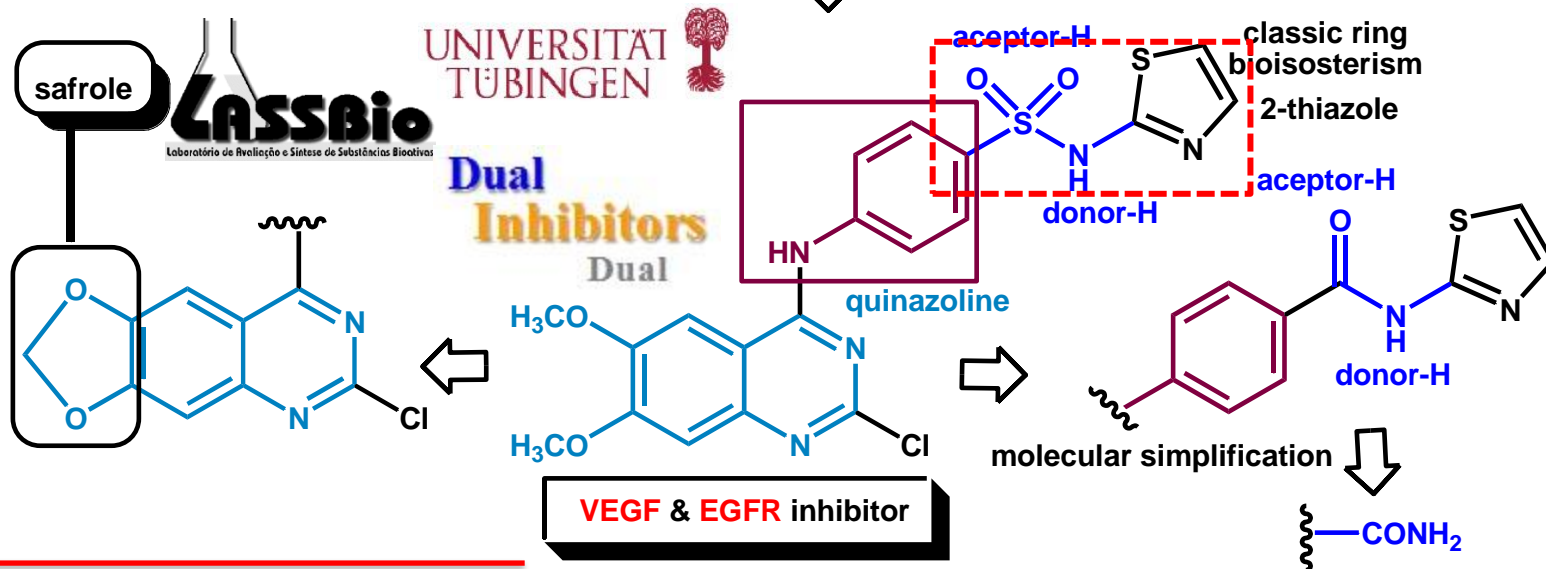
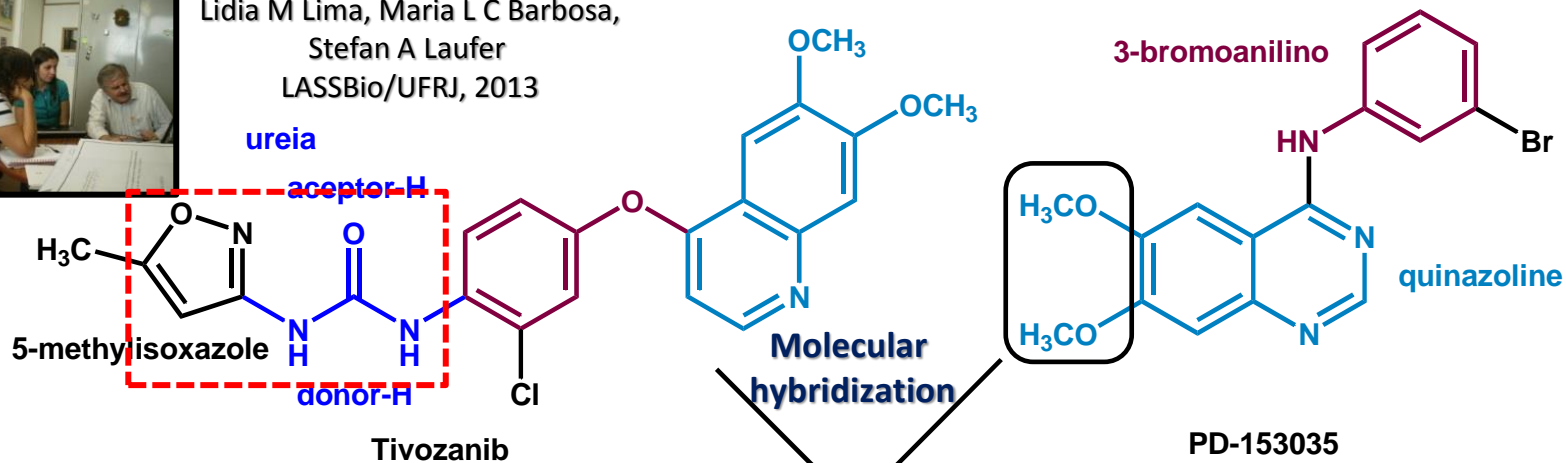
LASSBio-1819



Hibridação molecular: tinibes



Lidia M Lima, Maria L C Barbosa,
Stefan A Laufer
LASSBio/UFRJ, 2013



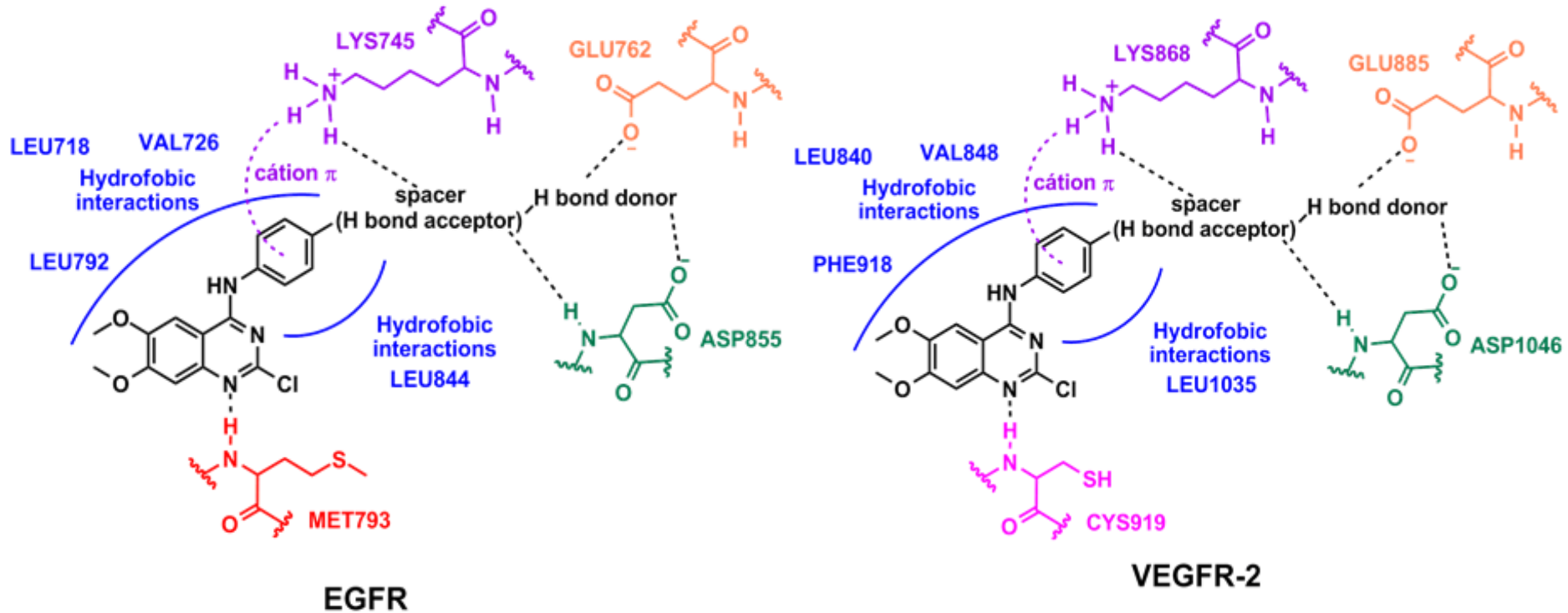
C Viegas Jr et al., *Molecular Hybridization: a useful tool in the design of new drugs prototypes*, *Curr. Med. Chem.* **2007**, *14*, 103; M L C Barbosa, L M Lima, R Tesch, C M R Sant'Anna, F Totzke, M HG Kubbutat, C Schächtele, S A Laufer, E J Barreiro, *Novel 2-chloro-4-anilino-quinazoline derivatives as EGFR and VEGFR-2 dual inhibitors*, *Eur J Med Chem* **2014**, *71*, 1-14.

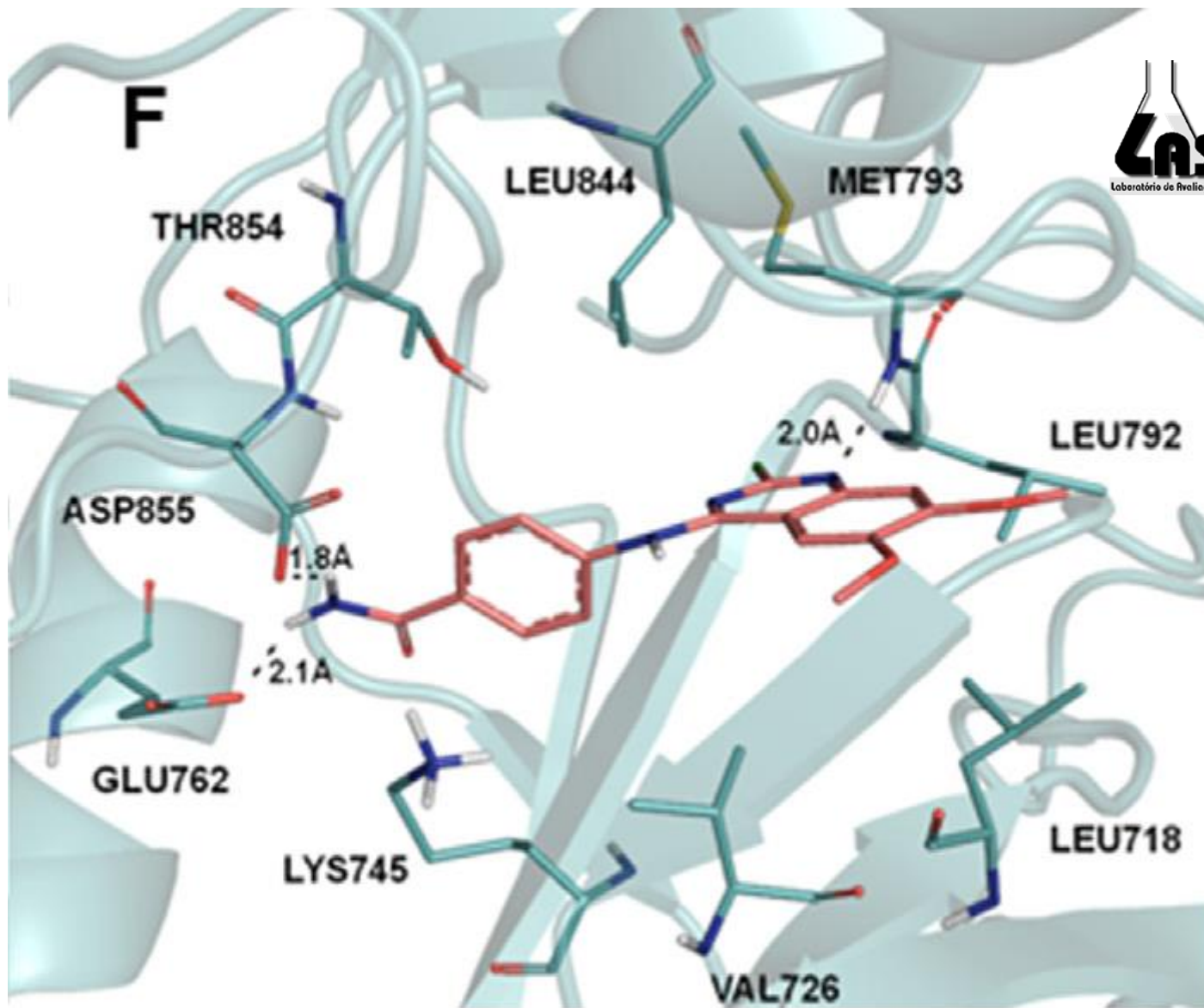




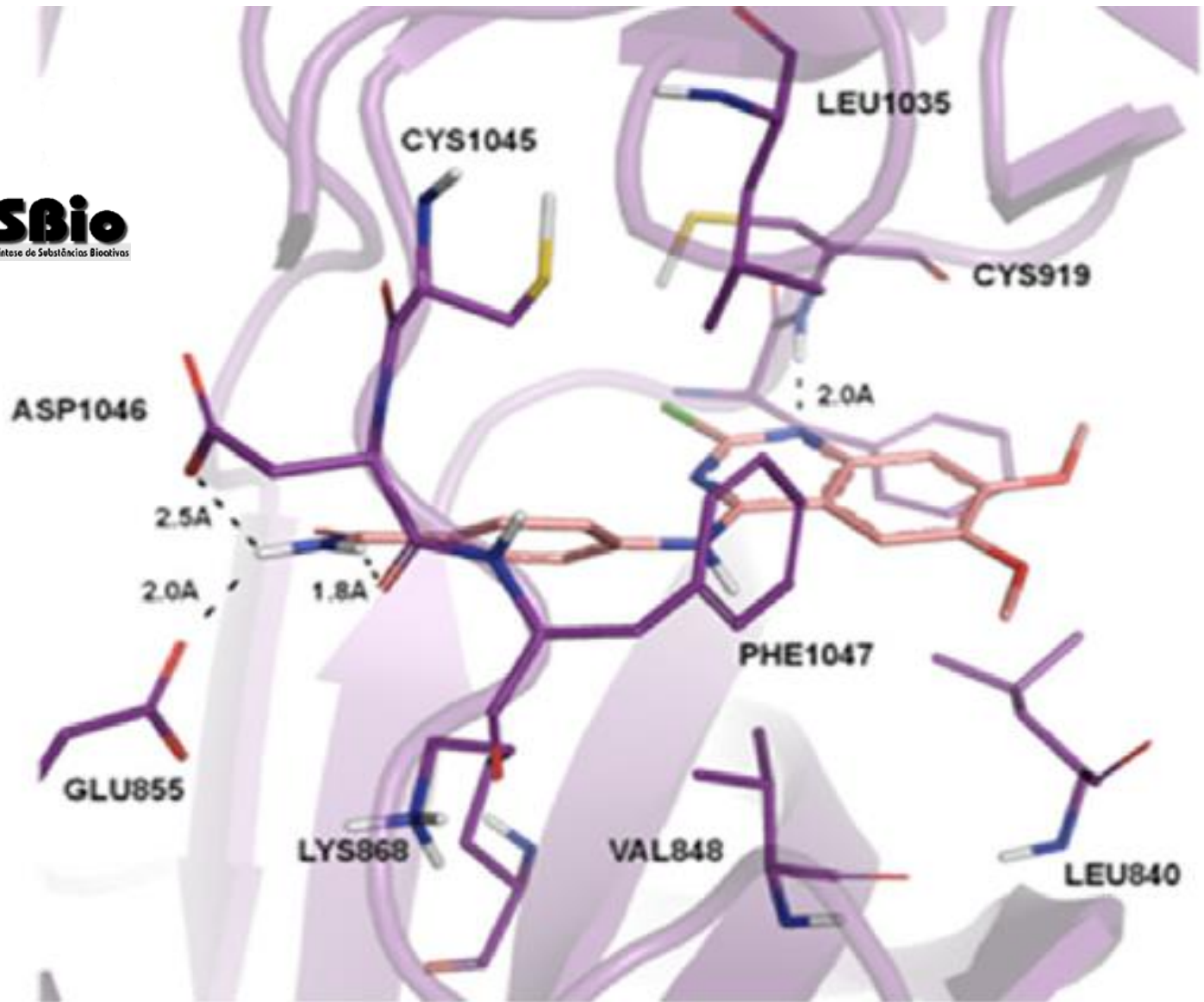
Novos candidatos a inibidores duais de tirosina cinases(TK)

⇒ EGFR e VEGFR-2: **LASSBio-1814**, **LASSBio-1816** e **LASSBio-1819**.

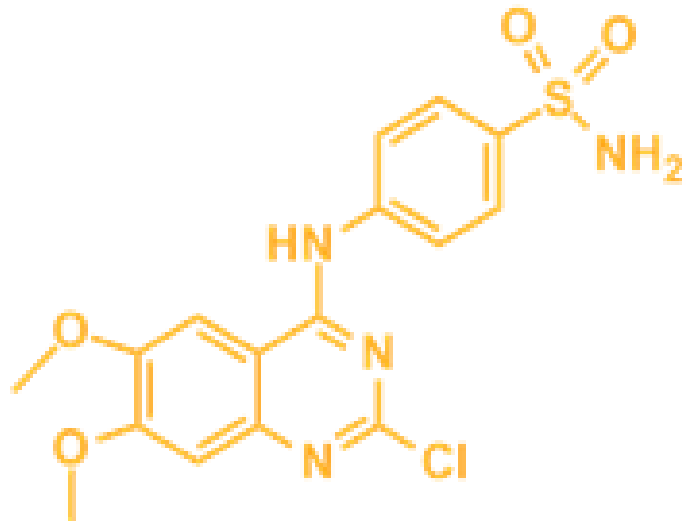




Docking studies of new inhibitor with EGFRwt
(GOLD 5.1 program & PyMol software)



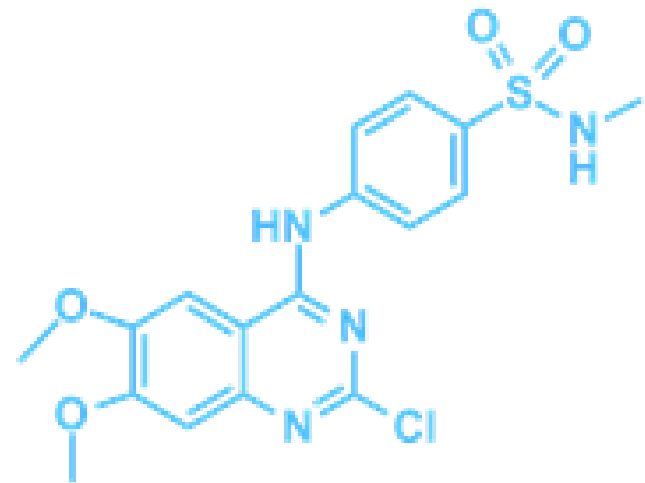
Docking studies of new inhibitor with VEGFR-2
(GOLD 5.1 program & PyMol software)



LASSBio-1814

EGFR: $IC_{50} = 2,37 \mu M$

VEGFR-2: $IC_{50} = 1,02 \mu M$

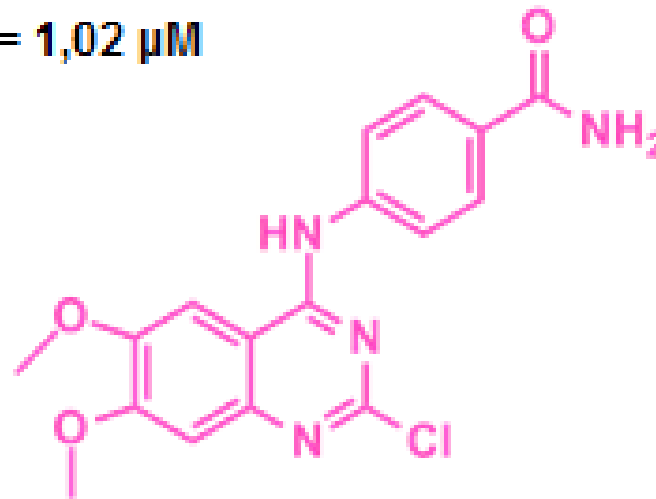


LASSBio-1816

EGFR: $IC_{50} = 1,63 \mu M$

VEGFR-2: $IC_{50} = 0,85 \mu M$

Novos Inibidores Duais de EVGFR & VEGFR-2



LASSBio-1819

EGFR: $IC_{50} = 0,90 \mu M$

VEGFR-2: $IC_{50} = 1,17 \mu M$



Novel 2-chloro-4-anilino-quinazoline derivatives as EGFR and VEGFR-2 dual inhibitors



Maria Leticia de Castro Barbosa^{a,b}, Lídia Moreira Lima^{a,b}, Roberta Tesch^a, Carlos Mauricio R. Sant'Anna^c, Frank Totzke^d, Michael H.G. Kubbutat^d, Christoph Schächtele^d, Stefan A. Laufer^e, Eliezer J. Barreiro^{a,b,*}

^aLaboratory of Evaluation and Synthesis of Bioactive Substances (LASSBio), Federal University of Rio de Janeiro, P.O. Box 68024, 21944-971 Rio de Janeiro, RJ, Brazil¹

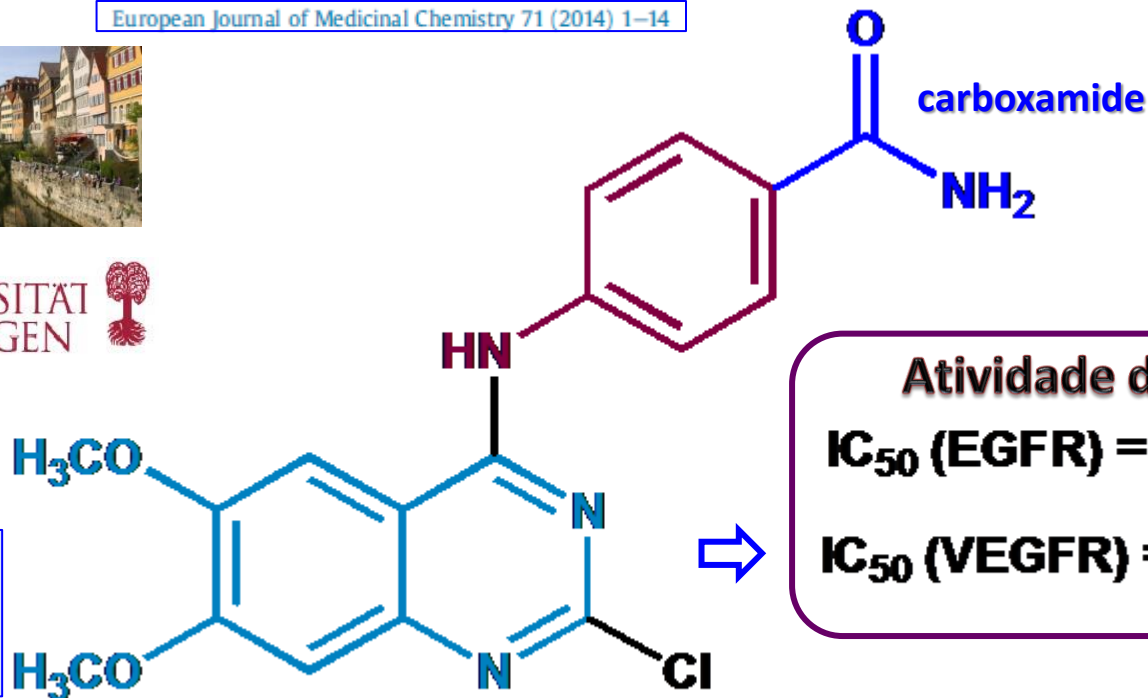
^bGraduate Program of Chemistry (PGQu), Chemistry Institute, Federal University of Rio de Janeiro, Rio de Janeiro, RJ, Brazil

^cDepartment of Chemistry, Federal Rural University of Rio de Janeiro (UFRRJ), Seropédica, RJ, Brazil

^dProQinase GmbH, Freiburg, Germany

^eDepartment of Pharmaceutical/Medicinal Chemistry, Institute of Pharmacy, Eberhard-Karls-University Tübingen, Tübingen, Germany

European Journal of Medicinal Chemistry 71 (2014) 1–14



Atividade dual
IC₅₀ (EGFR) = 0,90 μM
IC₅₀ (VEGFR) = 1,17 μM

**Novel molecular pattern
with EGFR/VEGFR
dual activity !**

LASSBio-1819

BR 10 2013 001809 0 B1
Data da Concessão: 12/02/2019

MLC Barbosa, Novos derivados quinazolínicos funcionalizados inibidores duais das tirosina cinases receptoras EGFR & VEGFR-2, Tese de Doutorado, Instituto de Química, UFRJ, 2013.



European Journal of Medicinal Chemistry

Published under the auspices of the French **Société de Chimie Thérapeutique (SCT)**

Entirely in English & accepting submissions from any country

The *European Journal of Medicinal Chemistry* is a global journal that publishes studies on all aspects of medicinal chemistry: organic synthesis; biological behavior; pharmacological activity; drug design;...

[View full aims and scope](#)

Editor-in-Chief: H. Galons

[View full editorial board](#)

Original article Volume 71, 7 January 2014, Pages 1-14

Novel 2-chloro-4-anilino-quinazoline derivatives as EGFR and VEGFR-2 dual inhibitors

Maria Letícia de Castro Barbosa^{a, b}, Lídia Moreira Lima^{a, b}, Roberta Tesch^a, Carlos Mauricio R. Sant'Anna^c, Frank Totzke^d, Michael H.G. Kubbutat^d, Christoph Schächtele^d, Stefan A. Laufer^e, Eliezer J. Barreiro^{a, b}   

em 06/03/2014

Most Downloaded Articles

ScienceDirect



3. Novel 2-chloro-4-anilino-quinazoline derivatives as EGFR and VEGFR-2 dual inhibitors

Maria Letícia de Castro Barbosa | Lídia Moreira Lima





Consulta à Base de Dados do INPI

Patente

(11) Nº do Pedido: BR 10 2013 001809 0 B1

(22) Data do Depósito: 24/01/2013

(43) Data da Publicação: 09/09/2014

(47) Data da Concessão: 12/02/2019

(51) Classificação IPC: A61K 31/517 ; C07D 239/72 ; A61P 35/00

(54) Título: COMPOSTOS 2-CLORO-4-ANILINO-QUINAZOLINICOS INIBIDORES DE PROTEÍNAS TIROSINA CINASES, COMPOSIÇÕES FARMACÊUTICAS COMPREENDENDO OS MESMOS, PROCESSO PARA SUA PRODUÇÃO E MÉTODO PARA INIBIÇÃO DE TIROSINA CINASES

(57) Resumo: COMPOSTOS 2-CLORO-4-ANILINO-QUINAZOLINICOS INIBIDORES DE PROTEÍNAS TIROSINA CINASES, COMPOSIÇÕES FARMACÊUTICAS COMPREENDENDO OS MESMOS, PROCESSO PARA SUA PRODUÇÃO E MÉTODO PARA INIBIÇÃO DE TIROSINA CINASES. A presente invenção é relacionada a derivados 2-cloro-4-anilinoquinazolinicos que apresentam atividade inibidora de proteína tirosina cinase EGFR e/ou VEGFR-2, a composições farmacêuticas antitumorais compreendendo tais compostos, e processos para a produção dos mesmos. A presente invenção ainda proporciona um método tratamento de tumores sólidos devido à propriedade de inibição das tirosina cinases.

(73) Nome do Titular: Universidade Federal do Rio de Janeiro Ufrj (BR/RJ)

ELIEZER JESUS DE LACERDA BARREIRO / Maria Leticia de Castro Barbosa /

(72) Nome do Inventor: Lidia Moreira Lima / STEFAN ANDREAS LAUFER / CARLOS MAURICIO RABELLO DE SANT'ANNA / Roberta Tesch

(74) Nome do Procurador: UNIVERSIDADE FEDERAL DO RIO DE JANEIRO - UFRJ

